


ALL SET-UPS USE THE CPAP DEVICE POWER SUPPLY FOR NITEOWL CHARGING

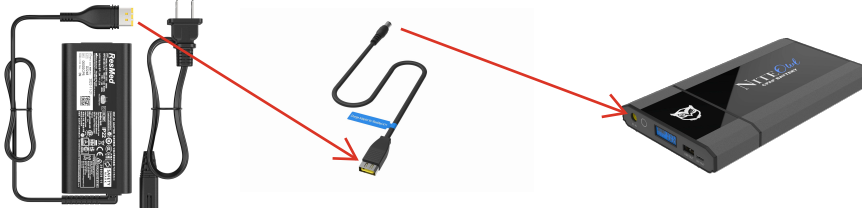
ResMed Air10, Series devices, no charge adapter is needed



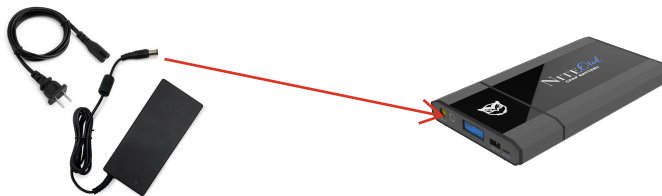
ResMed AirMini, use cable tagged charge adapter for ResMed Airmini




ResMed Air11 series devices, use cable tagged charge adapter for ResMed Air 11



Luna G3, no charge adapter needed



Luna TravelPAP, use cable tagged PSA for Luna TravelPAP



Philips DreamStation 1 & 2, no charge adapter needed

